

2019 Annual Drinking Water Quality Report
published in 2020

**HARRIS COUNTY MUD No. 220
TERRACE BROOK**



Yes, your water is safe to drink

OUR WATER MEETS ALL FEDERAL (EPA) AND STATE REQUIREMENTS

This report is produced to provide information about your water system including the quality of your water, the source of the water, levels of detected contaminants, and compliance with drinking water rules.

The Texas Commission on Environmental Quality (TCEQ) assessed our system, Harris County MUD No. 220 (MUD 220 - Terrace Brook), and determined that our water is safe to drink. The analysis was made by using the data in the tables in this report which uses testing results from 2011 through 2020.

Because our water meets all state and federal drinking water health standards for the sampling period, there may not be any health based benefits to purchasing bottled water or point of use devices. MUD 220 - Terrace Brook system identification number is 1013321. Thank you for taking the time to read and learn about the water you drink. We look forward to another year of providing you with safe, reliable water.

En Español – Este reporte incluye informacion importante sobre el agua para tomar. Si tiene preguntas o discusiones sobre este reporte en espanol, favor de llamar al tel. 281.376.8802 par hablar con una persona bilingue en espanol.



No cost option for your convenience.

<https://wdm2.firstbilling.com/Account/Login.aspx?ReturnUrl=%2f>

WHERE YOUR WATER COMES FROM

MUD 220 - Terrace Brook' drinking water is purchased from Harris County MUD No. 23. This includes two groundwater wells owned and operated by MUD No. 23, as well as, combined groundwater and surface water sources provided directly from the City of Houston into the water system of MUD No. 23. These three water sources are delivered to Terrace Brook at a single connection point.

PUBLIC PARTICIPATION

MUD 220 holds meetings at noon on the third Monday of each month at 2727 Allen Parkway, Suite 1100, Houston, Texas.

Call 281.376.8802 for directions.

STAY INFORMED

Receive important messages from MUD 220 by email &/or phone by signing up at:
<https://harriscountymud220.bbcportal.com/Entry>



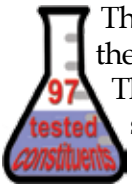
SPECIAL NOTICE FOR THE ELDERLY, INFANTS, CANCER PATIENTS, PEOPLE WITH IMMUNE PROBLEMS

You may be more vulnerable than the general population to certain microbial contaminants, such as Cryptosporidium, in drinking water.

Infants, some elderly, or immune-compromised persons such as those undergoing chemotherapy for cancer; those who have undergone organ transplants; those who are undergoing treatment with steroids; and people with HIV/AIDS or other immune system disorders can be particularly at risk from infections. You should seek advice about drinking water from your physician or health care provider.

Additional guidelines on appropriate means to lessen the risk of infection by Cryptosporidium are available from the Safe Drinking Water Hotline at 1.800.426.4791.

TABLE INFORMATION



The tables contain chemical constituents which have been found in your drinking water. The TCEQ and the Environmental Protection Agency (EPA) require water systems to test up to 97 constituents.

The constituents detected in MUD 220 - Terrace Brook's water are listed below. The agencies do not require some contaminants to be monitored annually because their concentrations are not expected to vary. This report, also referred to as a Consumer Confidence Report (CCR), states the results of the most current water testing from 2011 through 2020.

INORGANICS - REGULATED

Year Tested	Contaminant Detected	Unit of Measure	Average Level	Minimum Level	Maximum Level	Allowed (EPA's MCL)	MCLG	Meets Standards	Possible source of Contaminant
2019-20	Arsenic	ppb	1.210	0.000	5.000	10.0	0.0	yes	Erosion of natural deposits
2019-20	Barium	ppm	0.093	0.000	0.211	2.0	2.0	yes	Erosion of natural deposits
2019-20	Cyanide	ppb	0.011	0.000	0.040	200.0	200.0	yes	Discharge from plastic & fertilizer factories
2019-20	Fluoride	ppm	0.177	0.000	0.490	4.0	4.0	yes	Erosion of natural deposits
2019	Nitrate	ppm	0.254	0.000	1.020	10.0	10.0	yes	Erosion of natural deposits
2013-19	Nitrite	ppm	0.006	0.000	0.020	1.0	1.0	yes	Erosion of natural deposits
2019-20	Selenium	ppb	1.410	0.000	4.100	50.0	50.0	yes	Erosion of natural deposits
2017	Uranium	ppb	5.000	5.000	5.000	30.0	0.0	yes	Erosion of natural deposits
2015-19	Combined Uranium	ppb	1.570	0.000	5.000	30.0	0.0	yes	Erosion of natural deposits
2011-19	Combined Radium 226 & 228	pCi/L	1.090	0.000	3.740	5.0	0.0	yes	Decay of natural and man-made deposits
2015-19	Gross alpha	pCi/L	4.960	0.000	14.300	15.0	0.0	yes	Erosion of natural deposits
2015-19	Gross beta emitters	pCi/L	3.542	0.000	6.700	50.0	0.0	yes	Decay of natural and man-made deposits
2017	Beta/photon emitters	pCi/L	6.600	6.600	6.600	50.0	0.0	yes	Decay of natural and man-made deposits

ORGANICS - REGULATED

Year Tested	Contaminant Detected	Unit of Measure	Average Level	Minimum Level	Maximum Level	Allowed (EPA's MCL)	MCLG	Meets Standards	Possible source of Contaminant
2019	Atrazine	ppb	0.067	0.000	0.190	3.0	3.0	yes	Runoff containing herbicides
2019	Simazine	ppb	0.010	0.000	0.070	4.0	4.0	yes	Runoff containing herbicides

DISINFECTANT RESIDUALS

Year	Constituent	Unit	Average	Minimum	Maximum	MRDL	MRDLG	Possible Source of Contaminant
2019	Chloramines	ppm	1.16	0.00	4.90	4.0	4.0	Disinfectant used to control microbes

DISINFECTANT BYPRODUCTS - REGULATED

Year	Constituent	Unit	Avg	Min	Max	MCL	Disinfectant Byproducts (DBPs) are formed when disinfectants (such as Chloramines) reacts with natural organic material in water. The District monitors the water distribution system as required by Stage 2 of the federal Disinfectant Byproduct Rule.
2019	Total Haloacetic Acids	ppb	8.98	6.00	15.30	60.0	
2019	Total Trihalomethanes	ppb	14.53	4.20	20.00	80.0	

TURBIDITY-CLARITY OF WATER-CONTINUOUSLY SAMPLED AT THE WATER PLANT-REGULATED

2018 Turbidity‡	Highest single measure 0.52 NTUs	Turbidity is measured in NTUs and is caused by soil runoff. 95% of samples tested each month must be less than or equal to the limit of 0.300 NTUs.
Lowest monthly % of samples meeting limits	100%	

‡Turbidity is a measure of how clear the water looks. Turbidity is a cloudiness or haziness of water caused by individual particles that are too small to be seen without magnification, this being much like smoke in air. Turbidity has no health effects but it is monitored because it is a good indicator of the effectiveness of the filtration system. Turbidity can interfere with disinfection and provide a medium for microbial growth. Turbidity may indicate the presence of disease-causing organisms. These organisms include bacteria, viruses, and parasites that can cause symptoms such as nausea, cramps, diarrhea and associated headaches.

Violation Type	Violation Begin	Violation End	Violation Explanation
Public Notice Rule linked to violation	02/17/2019	03/11/2019	We failed to adequately notify you, our drinking water consumers, about a violation of the drinking water regulations.

CONTAMINANTS - UNREGULATED

Tested	Contaminant	Unit	Average	Minimum	Maximum	Source of Contaminant
2019	Bromodichloromethane	ppb	3.0430	0.000	9.800	The Unregulated contaminants listed are byproducts of the drinking water disinfection.
2019	Bromoform	ppb	2.000	0.000	13.000	
2019	Chloroform	ppb	7.271	0.000	21.000	
2019	Dibromochloromethane	ppb	2.100	0.000	12.000	

SECONDARY CONSTITUENT - UNREGULATED

Year Tested	Contaminant Detected	Unit of Measure	Avg Level	Minimum Level	Maximum Level	Meets Standards	Possible source of Contaminant
2019-20	Sodium	ppm	36.63	0.00	104.00	no standards set	Erosion of natural deposits

UNREGULATED CONTAMINANTS

Unregulated contaminants are those for which EPA has not established drinking water standards. The purpose of unregulated contaminant monitoring is to assist EPA in determining the occurrence of unregulated contaminants in drinking water and whether future regulation is warranted.

SECONDARY CONSTITUENTS

Many contaminants (such as calcium, sodium, or iron) which are often found in drinking water can cause taste, color, and odor problems. These constituents are called secondary contaminants and are regulated by the State of Texas, not EPA.

The secondary constituents are not causes for health concerns. Therefore, secondaries are not required to be reported in this document, but they may greatly affect the appearance and taste of your water.

SOURCE WATER ASSESSMENT

The TCEQ has completed a Source Water Assessment for all drinking water systems that own their sources. The report describes the susceptibility and types of constituents that may come into contact with your drinking water source based on human activities and natural conditions.

The system(s) from which we purchase our water received the assessment report. For more information on source water assessments and protection efforts at our system, contact Water District Management (WDM), 281.376. 8802.

ADDITIONAL TESTING

Additional testing is performed daily throughout the community at various locations to ensure that a safe level of disinfectant is in the system. Water samples are sent to an independent state-approved laboratory to verify the absence of harmful bacteria. No such bacteria has been detected in this water system.



TERMS USED IN THIS REPORT

Contaminant: The technical term for anything else in water except pure water is “contaminant.” Technically, pure, fresh orange juice can be considered water which has been “contaminated” by the oil, orange pulp and flavorings in the orange which make it taste so good.

Obviously, some contaminants aren’t good and can actually be hazardous to your health at specific levels. Those are the ones that are tested and measured.

Action Level: The concentration of a contaminant which, if exceeded, triggers treatment or other requirements which a water system must follow.

Avg: Regulatory compliance with some MCLs are based on running annual average of monthly samples.

MCL, Maximum Contaminant Level: The highest level of a contaminant allowed in drinking water. MCLs are set as close to the MCLGs as feasible using the best available treatment technology.

MCLG, Max. Contaminant Level Goal: The level of a contaminant in drinking water below which there is no known or expected health risk. MCLGs allow for a margin of safety.

MRDL, Max. Residual Disinfectant Level: The highest level of disinfectant allowed in drinking water. There is convincing evidence that addition of a disinfectant is necessary for control of microbial contaminants.

MRDLG, Max. Residual Disinfectant Level Goal: The level of a drinking water disinfectant below which there is no known or expected risk to health. MRDLGs do not reflect the benefits of the use of disinfectants to control microbial contamination.

na: not established at this time

pCi/L: PicoCuries per liter (a measure of radioactivity)

ppb – Part per billion (milligrams per liter) or one ounce in 7,350,000 gallons of water.

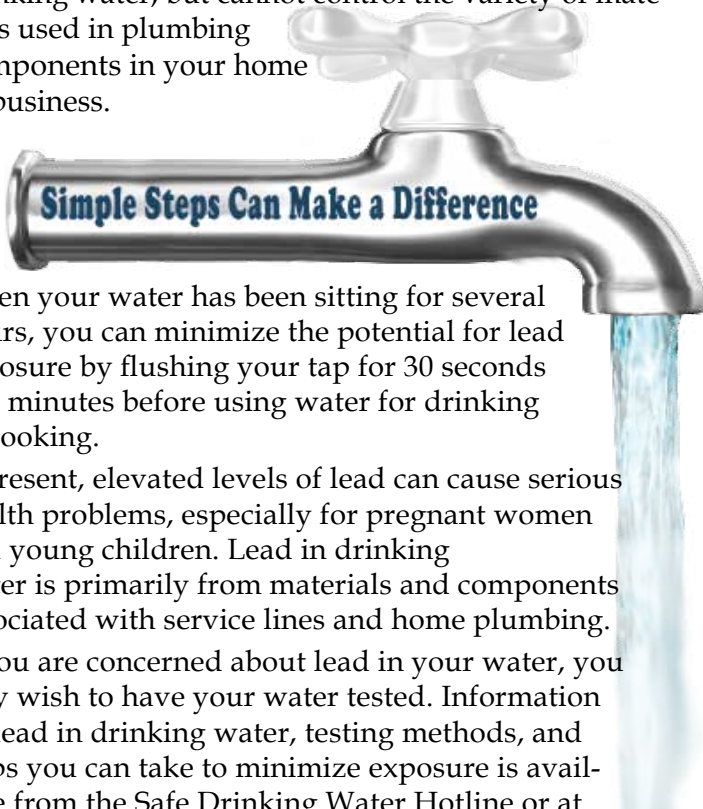
ppm – Part per million (milligrams per liter) or one ounce in 7,350 gallons of water.

LEAD AND COPPER—TESTED AT THE CUSTOMER'S TAP (SAMPLES COLLECTED FROM 10 HOMES)

Year Tested	Substance	Unit of Measure	90th Percentile	No. of Homes Exceeding Action Level	Action Level	Possible Sources of Lead and Copper
2018	Lead	ppb	0.574	0 of 10	15.0	Corrosion of household plumbing systems and erosion of natural deposits
2018	Copper	ppm	0.0717	0 of 10	1.3	

INFORMATION ON LEAD IN WATER


MUD 220 is responsible for providing high quality drinking water, but cannot control the variety of materials used in plumbing components in your home or business.



When your water has been sitting for several hours, you can minimize the potential for lead exposure by flushing your tap for 30 seconds to 2 minutes before using water for drinking or cooking.

If present, elevated levels of lead can cause serious health problems, especially for pregnant women and young children. Lead in drinking water is primarily from materials and components associated with service lines and home plumbing.

If you are concerned about lead in your water, you may wish to have your water tested. Information on lead in drinking water, testing methods, and steps you can take to minimize exposure is available from the Safe Drinking Water Hotline or at www.epa.gov/safewater/lead.



HAVE QUESTIONS

More information about particular health risks or contaminants may be available at:

EPA ~ 1.800.426.471

<https://safewater.zendesk.com/hc/en-us/categories/201454308-Consumer-Confidence-Reports-CCRs>

Harris County Health Department ~ 713.439.6000

<http://publichealth.harriscountytexas.gov/Services-Programs/All-Services/Drinking-Water>


Operator ~ Water District Management (WDM)

281.376.8802 ~ <https://www.wdmtexas.com/>

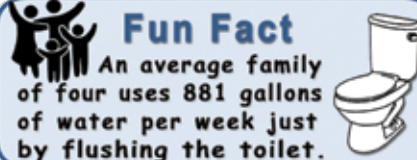
This Report is also available online at www.wdmtexas.com.

WATER CONSERVATION

*It's important
and it all starts with you*

Fun Fact 
You can refill an 8-oz glass of water approximately 15,000 times for the same cost as a six-pack of soda pop.

Fun Fact 
A leaky faucet can waste 100 gallons or more a day.

Fun Fact 
An average family of four uses 881 gallons of water per week just by flushing the toilet.

WHAT'S IN THE WATER

The EPA prescribes regulations that limit the amount of certain contaminants in water provided by public water systems. FDA regulations establish limits for contaminants in bottled water which must provide the same protection for public health. Drinking water, including bottled water, may reasonably be expected to contain at least small amounts of some contaminants.

The presence of contaminants does not necessarily indicate that water poses a health risk. More information about contaminants and potential health effects can be obtained by at EPA's **Safe Drinking Water Hotline, 1.800.426.4791** or www.epa.gov/safewater.

SOURCES OF DRINKING WATER

The sources of drinking water (both tap water and bottled water) include rivers, lakes, streams, ponds, reservoirs, springs, and wells. As water travels over the surface of the land or through the ground, it dissolves naturally-occurring minerals, and in some cases, radioactive material, and can pick up substances resulting from the presence of animals or from human activity. Contaminants that may be present in source water before treatment include: microbes, inorganic contaminants, pesticides, herbicides, radioactive contaminants, and organic chemical contaminants.